

## Summary Feedback

(Combined feedback broadcasted multiple time this week)

### **PRE-RECORDED: Basildon FRCR 2B 'A to Zee' Course 2020**

## **Session 19/38**

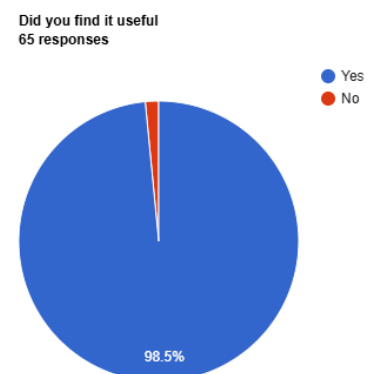
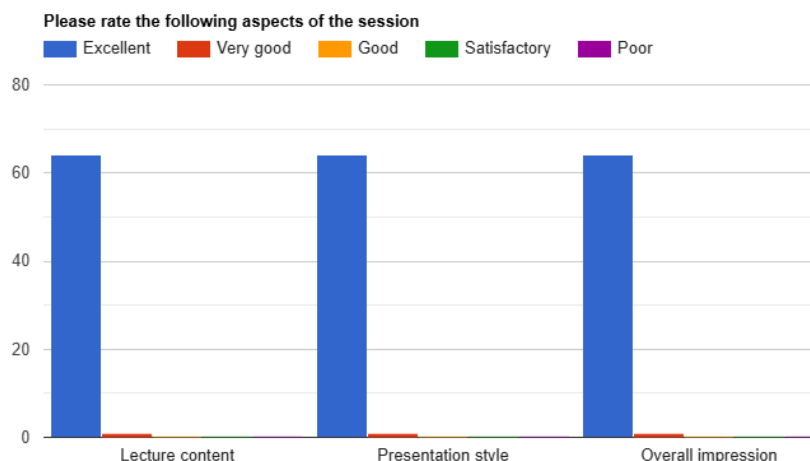
**Interventional Radiology for FRCR**

**(9<sup>th</sup> & 10<sup>th</sup> August 2025)**

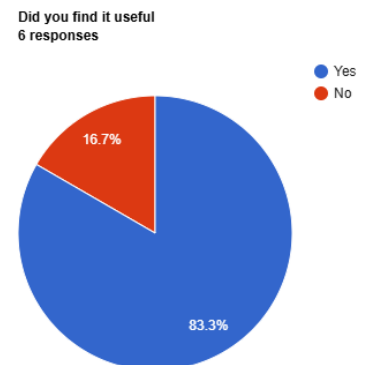
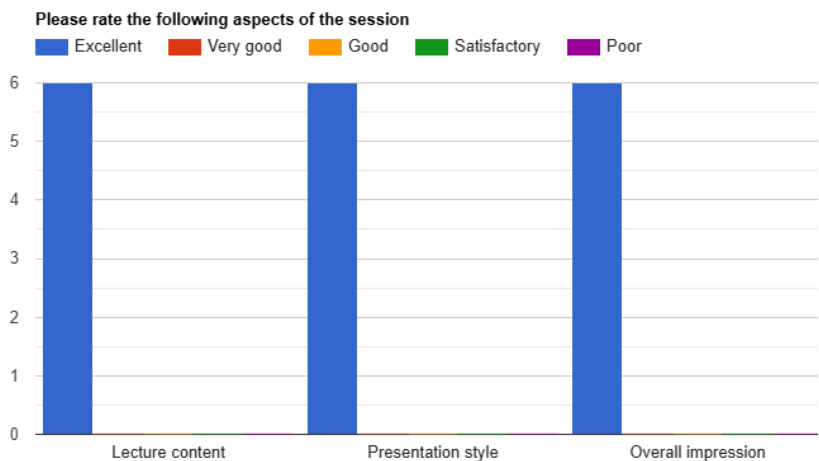
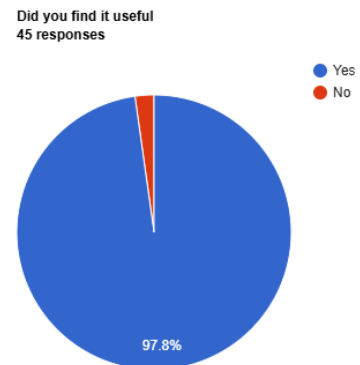
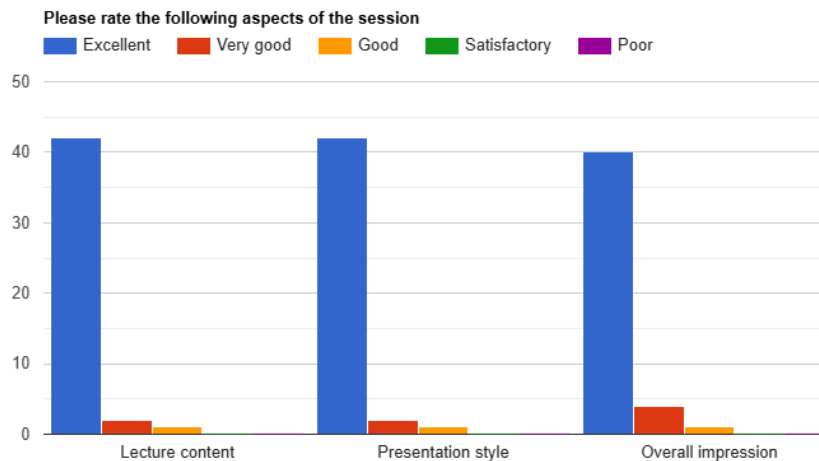
**Lecturer: Muhammad Asad Hanif**

### **Summary Points:**

- Total Attendees: 196 from 38 Countries (Algeria, Bahrain, Canada, Dominica, Egypt, Ethiopia, Ghana, India, Indonesia, Iran, Iraq, Ireland, Jordan, Libya, Malaysia, Maldives, Myanmar, Namibia, Nigeria, Norway, Oman, Pakistan, Poland, Qatar, Saudi Arabia, Singapore, South Africa, Sri Lanka, Sudan, Swaziland, Thailand, Türkiye, UAE, Uganda, UK, Ukraine, Yemen, Zimbabwe).
- Total duration: 3 hours (each session broadcasted thrice during the week)
- Total feedback received from 116 participants, from three different broadcasts



## Interventional Radiology for FRCR



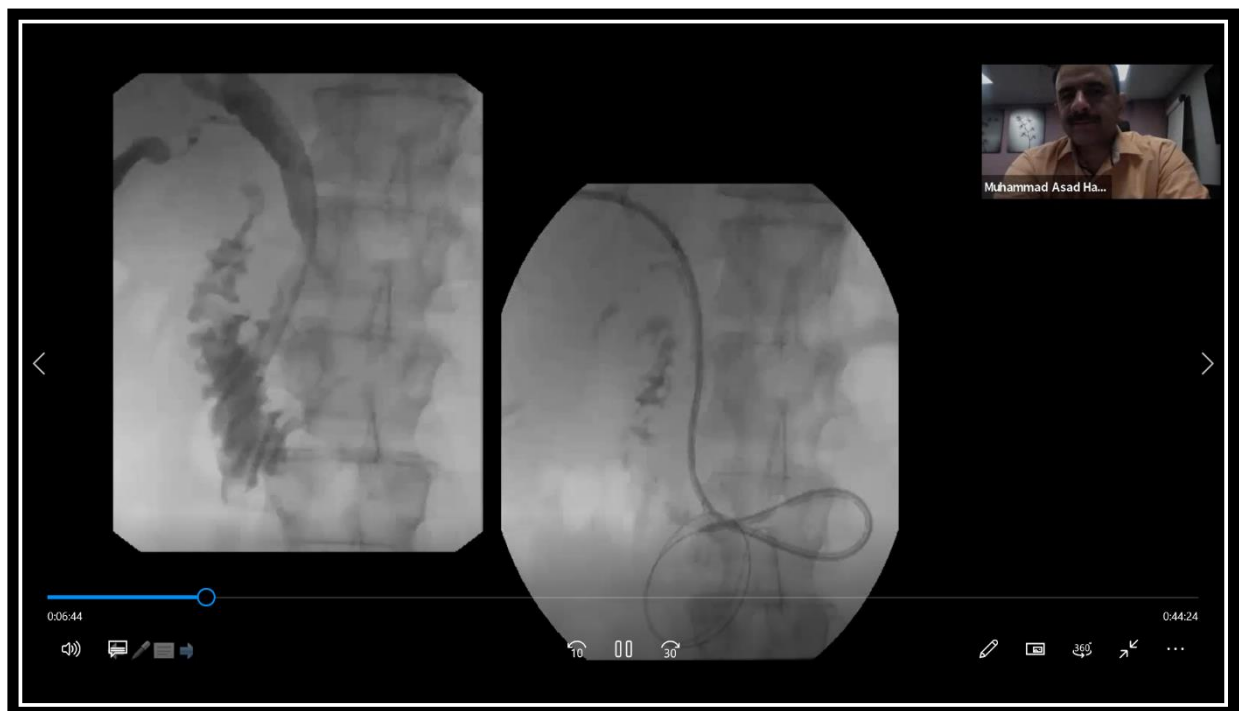
## Testimonials

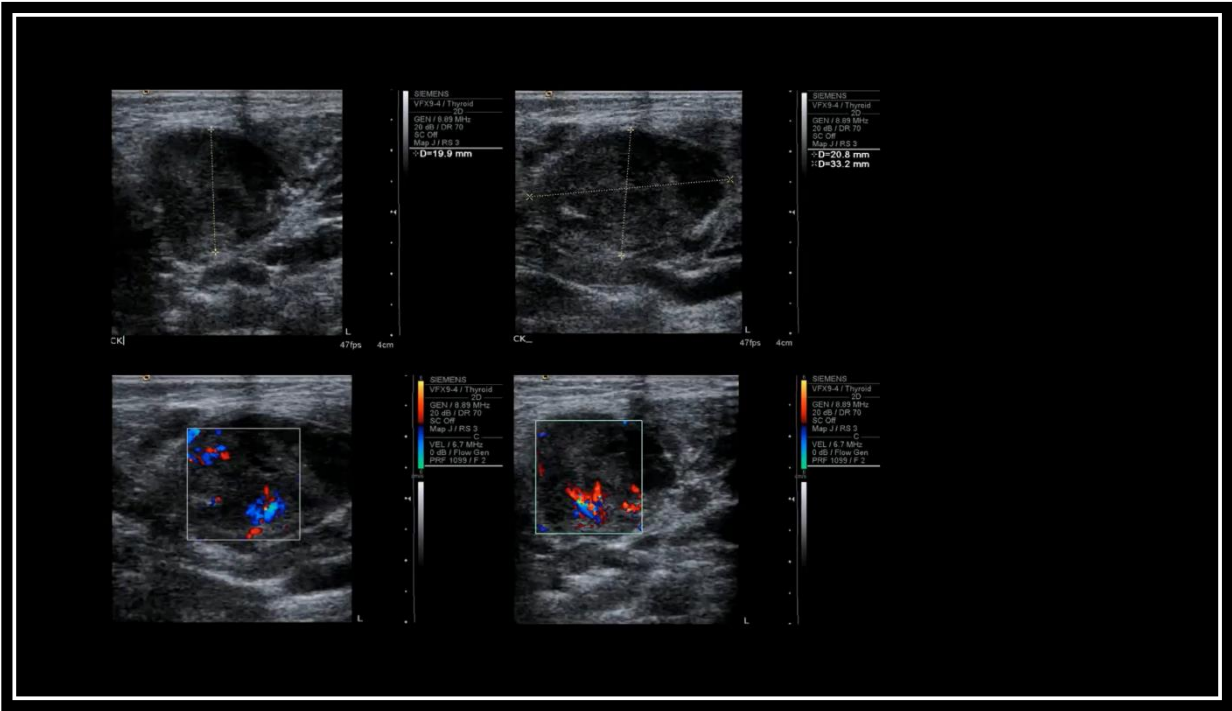
- Excellent session. Had a pleasant flavor of IR without actually stepping into the department. LITERALLY MIND BLOWING! (UAE).
- Very good, thank you very much. Great tips for 2B including classifications to be aware of (UK).
- Valuable lecture on IR techniques & details with image guided individual explanations, truly insightful. Thank you so much (India).
- Very nice presenting style. Thoroughly covered the topics in very short span. Nothing left unanswered (Canada).
- The different aspects of interventional radiology including the practical implications of the known guidelines were nice (Singapore).
- Very useful for someone like me who does not have much exposure to intervention procedures (Myanmar).
- Amazing guidelines for radiological thoracic biopsy taught that I was unaware of (Saudi Arabia).
- The knowledge of the lecturers was eye opening (Malaysia).
- Everything was useful. The examples and explanations were nice (South Africa).

- It was a very informative session (Yemen).
- Excellent teaching session (Nigeria).
- Excellently taught different interventional techniques in different pathologies in same region (Pakistan).
- The explanation by Dr. Muhammad was brilliant (Malaysia).
- The additional input/remark from the speaker was very useful (Singapore).
- Amazing teaching session (Nigeria).
- Excellent case mix covering most aspects of IR, especially for candidates not accustomed to vascular IR (UK).
- Very useful simplification of different interventional radiology procedures with exam mimicking approach and Invaluable feedback to candidates (Egypt).
- Wonderful sessions at this unique platform. Hats off to Dr. Khan and his brilliant team (Pakistan).
- Very informative session (UK).
- Beautiful and educative (Nigeria).
- Informative session (Saudi Arabia).
- Excellent session (Algeria).
- Learning when to intervene and how to intervene was great (Pakistan).
- Interventional management of radiology cases was well taught (UK).
- Practical parts of the management were amazing (Sri Lanka).
- I liked the constant improvement tips and feedback (UK).
- Excellent informative session (Pakistan).
- It's all useful (UAE).
- Very good, detailed explanations. Good images (Pakistan).
- The pre-intervention laboratory studies were brilliant (Nigeria).
- Excellent technique and the further assessment for lesions (UAE).
- All the important procedures were covered (Pakistan).
- All the cases and images were useful (Sri Lanka).
- We need more lectures like this (Egypt).
- Good teaching points (Saudi Arabia).
- Excellent intervention session (Saudi Arabia).
- Amazing cases (India).
- Nice cases (UK).
- All the aspects were great (Iran).
- Relevant cases and good selection (UK).
- Very informative session (Algeria).
- Very crisp presentation (India).
- Excellent, awesome session (Pakistan).
- Very good and helpful (UK).
- Very educative (Saudi Arabia).
- Excellent session (Pakistan).
- Very educative (UK).
- We are grateful for your help sir (UK).
- Very informative (Saudi Arabia).

## Interventional Radiology for FRCR

- Very good cases and very informative presentations (Sri Lanka).
- Fantastic work Dr. Khan (Zimbabwe).
- It was perfect (UAE).
- It was good (Yemen).
- Nice cases and teaching (Saudi Arabia).
- Great - covered key points on intervention for exams (UK).
- Really helpful teaching, not expected it to be this good! (UK).
- It was perfect (UAE).
- Very good cases and explanations (Pakistan).
- Amazing images and cases (India).
- I liked the different types of cases (Egypt).
- Excellent content and delivery (UK).
- Nice presentation (UK).
- Nice cases and IR techniques (Thailand).
- Excellent explanation by the moderator (UK).
- Great teaching session (Zimbabwe).
- Interventions was something hard for me to understand (Yemen).
- Nice cases (India).
- Management of cases in view of Interventional radiology (Sri Lanka).
- Good cases and teaching (UK).
- IR teaching is top notch hardly taught too (Zimbabwe).
- Amazing focus on interventional radiology (Ethiopia).
- Every single word was useful (Pakistan).
- It was a very complete and awesome IR session (Myanmar).
- Basics of interventional radiology techniques well taught (Oman).
- All of it was very useful & highly valuable (Egypt).
- Excellent aspects (Saudi Arabia).
- Good teaching and cases (UK).





=====XX=====XX=====